

COVID-19 Snapshot

As of 9th September 2020 (data reported up to 6th September 2020)



BEDFORD
BOROUGH COUNCIL

Total individuals tested



28,560

Total COVID-19 cases



1,477

Percentage of individuals that tested positive (positivity)

5.2%

Individuals tested in the last 7 days



1,499 ↓ -372

Covid-19 cases in the last 7 days



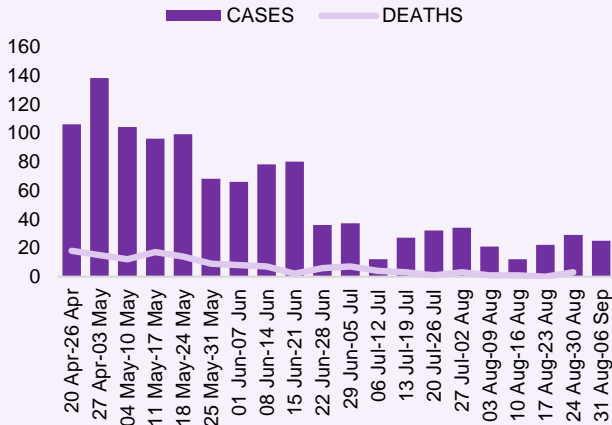
25 ↓ -4

Test positivity in the last 7 days

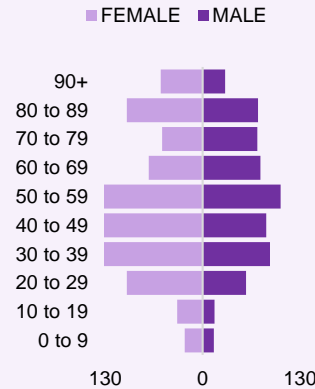
1.7% ↑ +0.1%

Direction of travel key: ↑ Increasing ● no change ↓ decreasing

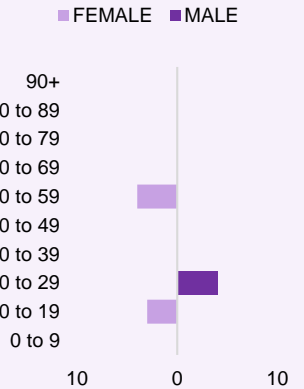
Number of COVID-19 cases by week



All cases by age and gender



Last 7 days by age and gender



only age groups with more than two cases will be shown

Most affected wards in the last 7 days

Ward	Number of cases
Cauldwell	8
De Parys	3
Newnham	3

only wards with more than two cases will be shown

Number of weekly positive cases per 100,000 population



rates based on ONS mid year population 2019

Total deaths registered involving COVID-19 since 1st January 2020



178

Deaths registered involving COVID-19 22-Aug - 28-Aug



3

Direction of travel (compared to previous 7 days)



↑ +3

Please note: numbers in recent days may rise, reflecting diagnostic and reporting turnaround time. All detail within this report is the latest data available prior to publishing (09/09/2020).

Produced by: Bedford Borough Council, Central Bedfordshire Council and Milton Keynes Council Public Health Evidence and Intelligence Team - J Philips.

Source: Public Health England (PHE), Office for National Statistics (ONS).